



Short Phonetic Series



ETC
MONTESSORI



© 2022 ETC Montessori® All rights reserved.

Republication or redistribution of ETC Montessori® content is expressly prohibited without the prior written consent of the publisher. ETC Montessori® shall not be liable for any errors or delays in the content, or for any actions taken in reliance thereon.

ETC, ETC Montessori and the ETC Montessori Digital logo are registered trademarks of ETC Montessori LLC in the United States and other countries.

Suggested Sequence for Short Phonetic Series (Pink Series)

The following is a suggested list of sequencing for Pink reading. This is, by no means, the definitive sequence as there are many different ways to present this curriculum. The series has been written with the idea that different training programs will give different sequences; flexibility is provided within the series, and we encourage you to sequence and organize the materials in a way that make sense to you.

It is assumed that sound/symbol association with sandpaper letters has already been achieved, and the child is ready to work on decoding and encoding three letter, short vowel words.

ETC provides two different kits for the Pink reading; one with objects and one without. Depending on which kit you choose, the sequence will vary. Along with the sequence, we have provided a list of the objects used, a list of the pictures used in the activities, and simple directions on the cutting and packaging of the materials. Following each description are miniature pictures to identify each section, where appropriate.

End Decoding of three letter, short vowel words.

If your kit contains objects, package the following objects into 5 different containers.

Object Word Building (Based on optional items)

a - hat, bat, tag, ant, bag

e - hen, pen, net, jet, peg

i - pig, pin, lid, kid

o - mop, dog, pot, rod

u - bug, gum, nut, mug, cup

Package the following pictures into 5 different groups.

Picture Word Building

a - ham, cap, mat, tag, ax, fan

e - hen, web, jet, bed, pen, elf

i - tin, six, pig, pin, fig, wig

o - box, top, fox, mop, pop, cot


u - bus, cup, nut, jug, sun, tub







Beginning Encoding of three letter, short vowel words.





Three Part Card Matching

There are three part card pictures for each vowel sound. These may be organized into packets of all the same sound and introduced after each vowel word building activity, or they may be mixed into five packets of mixed vowel sounds.



 cot	 dot
 cot	 dot





6 six	 wig
6 six	 wig

 pig	 pin
 pig	 pin

 kid	 lid
 kid	 lid

 bib	 fig
 bib	 fig

 pet	10 ten
 pet	10 ten

 net	 peg
 net	 peg

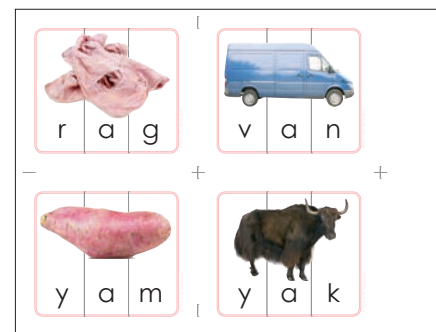

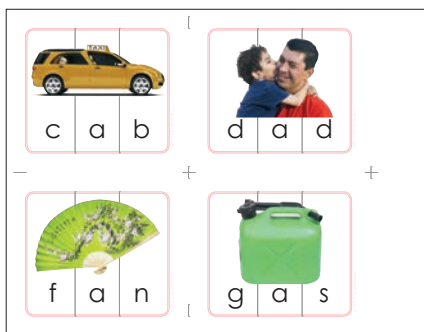


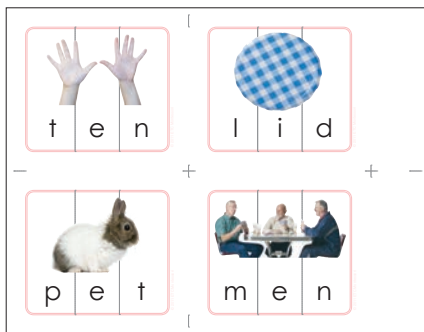
 jug	 rug
 jug	 rug

Beginning Decoding of three letter, short vowel words.

Puzzle Pictures

There are 48 pictures with pictures for each vowel sound. On each picture there is a faint dotted line that is used as a guide to cut the picture into three parts. The color coding for the letters is now gone and the child's task is to put the letter sounds together to form a complete word and picture. Children enjoy making the correct word, but also enjoy mixing the letters to make silly pictures.

It is recommended that you mix the vowel sounds and make as many packets as you like, keeping in mind that the child will be sorting through 3 parts to make each word. As an alternative, you may put out half of the puzzle pictures for the first part of the year and rotate the second half during the second part of the year.





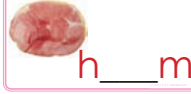





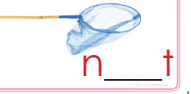






Decoding of three letter, short vowel words.




Middle Vowel Sorting Activity

There are 45 frames that contain a picture and the beginning and ending sound corresponding to that picture, with 9 pictures for each vowel.

The work of the child is to choose the vowel sound that when placed in the medial position will make the word that correlates to the picture. The frames are cut, but the vowel cards are in a strip that are for you to cut. You will need to cut the vowels from the strip. It is suggested that you mix the vowel sounds of the frames and make 5 packets each containing 9 words.

 r__m	a
 f__n	a
 g__s	a
 j__m	a
 h__m	a
 d__d	a
 p__n	a
 y__k	a
 p__d	a
 l__g	e
 n__t	e
 b__d	e

 m__m	u
 n__n	u
 t__b	u

 s__d	o
 c__p	o
 p__p	o

Beginning Decoding of three letter, short vowel words.

Picture/Word Matching

There are pictures for each vowel sound. It is suggested that you mix the vowel sounds and make 6 packets of picture/label matchings.

							
kid	fig	dad	can	pad	gas	tam	rat
							
pit	tin	fan	jam	ham	mat	ram	yam

			
rod	top	pop	box

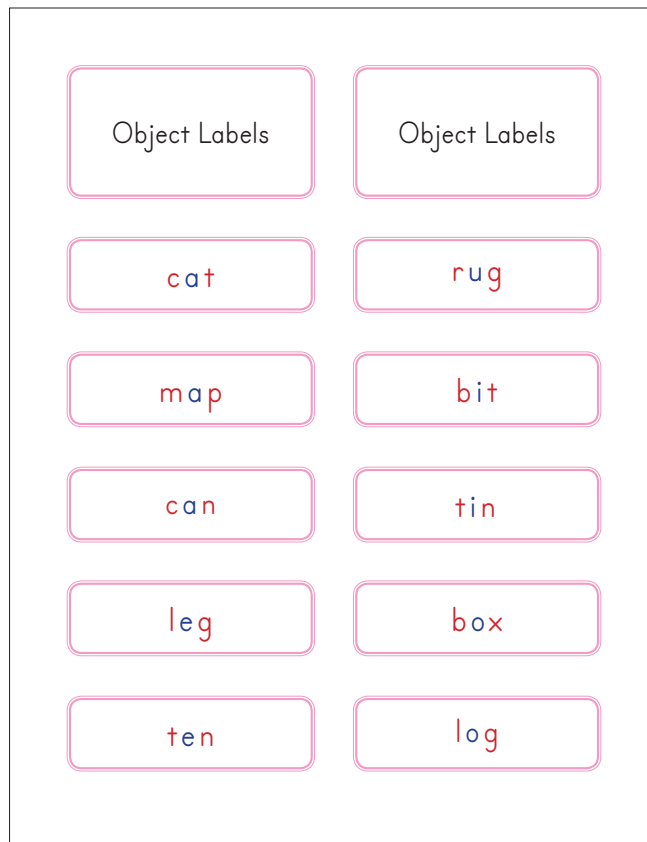
			
rug	sun	jug	cup

Beginning Decoding of three letter, short vowel words.

Object/Label Matching

If your kit includes objects these are the labels to match to the objects. There are a total of 15 objects (3 for each vowel) to match. It is suggested that you mix the vowel sounds into 2 or 3 different packets. Once the child has matched the labels to the object, they should read them to you. You may have the child record their words depending upon their abilities.

- a - cat, map, jam
- e - leg, ten, web
- i - six, bit (drill) tin (muffin)
- o - box, log, pop
- u - jug, tub, rug



Beginning Encoding of three letter, short vowel words.

One Word Phonetic Readers (Item EC-0661)

This is an optional item and the booklets are sold separately.

Available are 30 word/picture associations in the form of a booklet. Ask the child to sound out the letters on the front page and see if they can figure out what word they are saying. Have them turn the page to see if they are correct. Children will feel the success of “reading a book” in isolated parts.



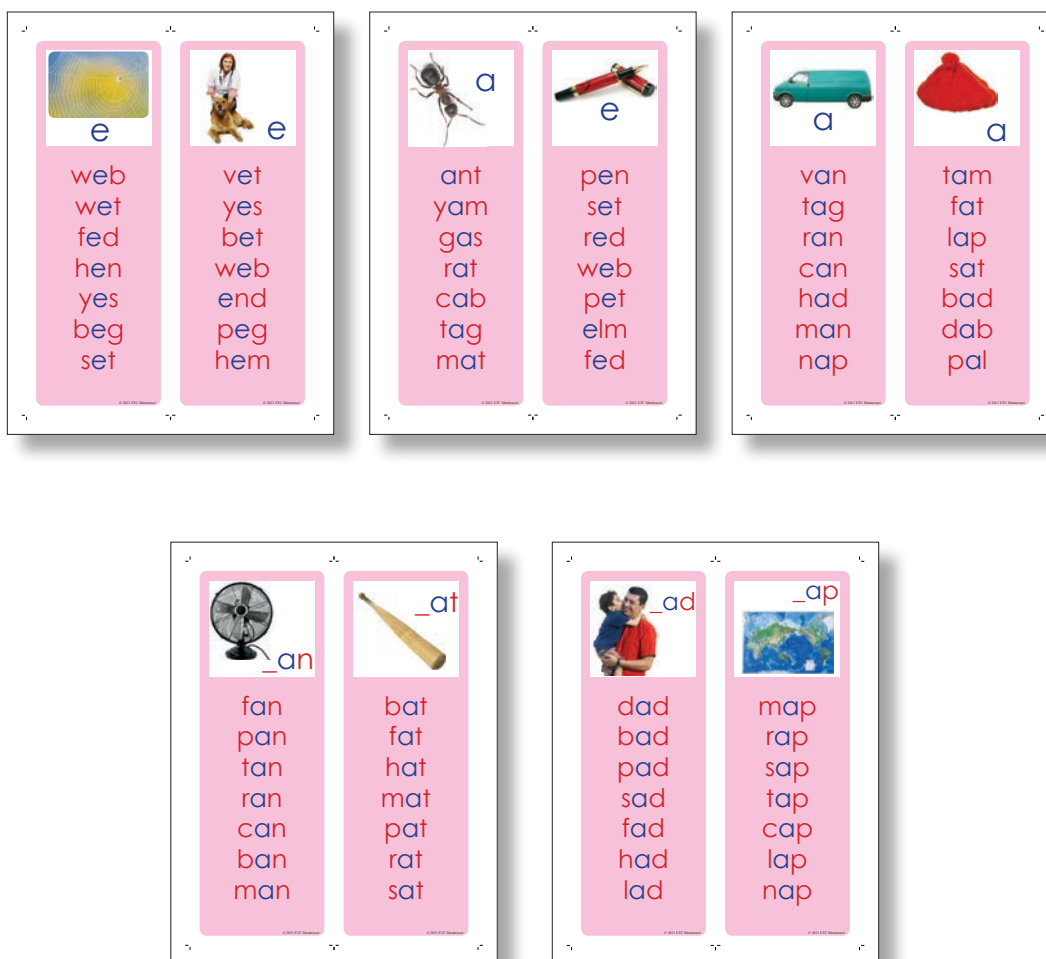
Decoding of three letter, short vowel words.

Word Lists (42 word lists)

There are several types of word lists depending upon the format you received in your training. There are 3 types of word lists:

- o word lists that follow word families (mat, pat, rat, cat, fat)
- o word lists that have all the same vowel sound
- o word lists that have mixed vowel sounds

It is suggested that children not only work on fluency in decoding the words, but that they also work on speed. Once the child has read the word list to you, ask them to practice again and see how fast they can read it. Repeat until the child has not only read the list fluently and accurately, but has read at an appropriate rate as well



Decoding of three letter, short vowel words.

Middle Vowel Substitution

There are 15 frames with each frame containing two words. Instruct the child to read the first word, then find a different vowel sound, that when placed in the middle of the second word, will make a word that names a living thing.

The frames are cut, but the vowel cards are in a strip. You will need to cut the vowels from the strip. It is suggested that you make one packet.

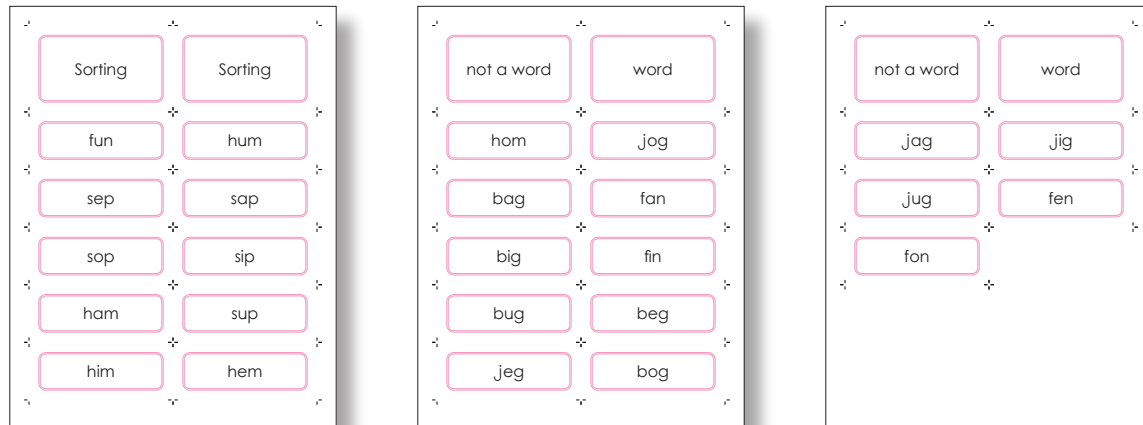
The image shows 15 word frames arranged in three columns and two rows. Each frame contains two words: a complete word and a word with a blank space in the middle. A vowel card is provided for each frame. The frames are arranged in three columns and two rows.

hit h__t u	bad b__d e	pat p__t e
jot j__t e	log l__g e	fun f__n a
mop m__p a	hug h__g o	net n__t u
fix f__x o	dig d__g o	
peg p__g i	big b__g u	
lad l__d i	pit p__t o	

Reading three letter, short vowel words for meaning

Word/ Not a Word

This is a sorting work where the child has to decide if the word is an actual word or a nonsense word. It is suggested that you make two packets.



Reading phrases and sentences with three letter, short vowel words for meaning.

Phrases to objects

If your kit has objects there are 6 sets of phrase cards that go with corresponding objects. The first four sets are phrases; the remaining two sets are sentences. In addition, there are basic corresponding sight words that go with each set. Introduce the sight words to the child before asking them to match the phrases or sentences to the objects. It is suggested that you package each set separately with the phrases and corresponding sight words.

Objects for phrases - pin, bed, pig, bug, rod, ram, dog, cat, pot, lid, ant, peg, cup, nut, tag, rug



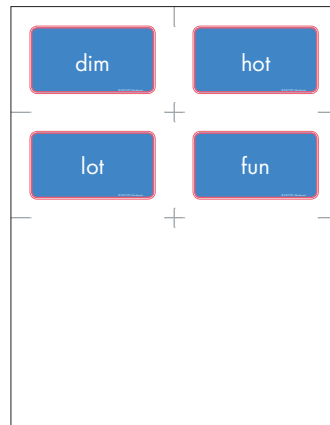
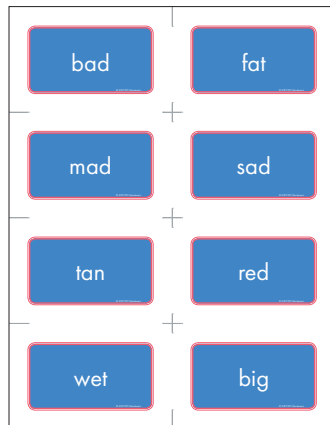
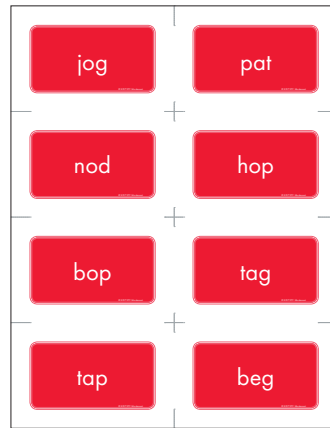
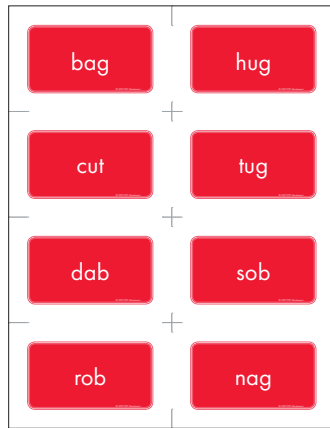
Reading **secret** three letter, short vowel words (adjectives and verbs) for meaning.

Secret Words

Inform the children that there are many words that we use that cannot be placed on a rug. Let them know that you are thinking of a word and ask if they can guess the word. As they discover that they are unable to guess your word, show them the words and ask them to read them.

If it is the verbs, (32 words) ask them to act out what they read. You may want to divide this into 4 packets and do it as a group activity with several children.

If it is the adjectives,(12 words) ask them to use the word in a sentence to describe something in the room.



Reading phrases and sentences with three letter, short vowel words for meaning

Matching Phrases and sentences to pictures


There are 4 sets of six sentences to match with 6 pictures in each set. In addition, there are basic corresponding sight words that go with each set. Introduce the sight words to the child before asking them to match the sentences to the pictures. It is suggested that you package each set separately.

Pat is a cat.	Tim can sit up.
Tim is a rat.	Pat can rub Tim.
Pat is big. Tim is not.	Dad can dig in the mud. Dan has a net.
Tim is on Pat.	Dad and Dan are wet.

Dan has it! It is wet.	Pam has a box.
Dan can run in the mud.	Kat and Sis mix it.
Mom can run.	Pam is sad. Pam can fix it.
Mom has Dan. Mom can hug Dan.	Pam did it. Pam can jig.

The tot has fun!	The dog has the hat.
Pam can mop and is not sad. Pam is ok.	Mom has the hat.
It is a hat.	Deb can tug on the hat.
The cat has the hat.	Deb has the hat.





Reading three letter, short vowel sentences for meaning


Commands

This is a set of 8 commands. It is suggested that this be made into one packet



Reading sentences with three letter, short vowel words for meaning.

There are 5 books with three letter, short vowel words, as well as sight words. There is no specific order to the books. Have the child read the title of the book and make sure they are familiar with the sight words presented on the first page. Often there are appropriate times for you to stop and ask the child what they think will happen.





ETC Montessori®

T: 877 409 2929 • F: 877 409 7402
Intl: 281 984 7213

ETCmontessoriOnline.com